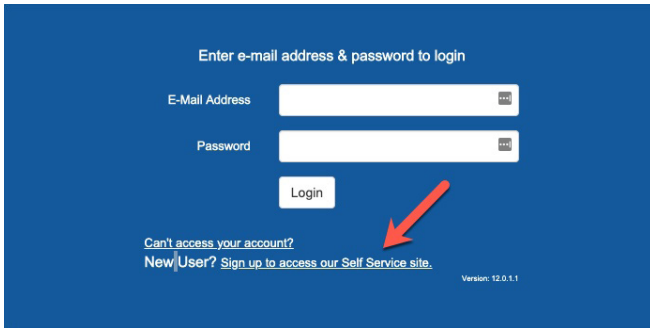




How To Register Your SmartHub Account (Web)

Step 1: From the SmartHub login screen, click on “Sign up to access our Self Service site”.



Step 2: Enter the following information:

- Your account number
- Your last name or business name as it appears on your bill
- The email you want to use for your SmartHub account

Then click Submit

New User Registration

To register as a new user, please enter the following information.

Billing Account Number

Last Name or Business

E-mail Address

Confirm E-mail Address

Step 3: Enter the requested account information in order to verify your identity. Answers must match account info exactly.

Then click Submit

New User Registration

To register as a new user, please enter the following information.

Billing Account Number

Last Name or Business

E-mail Address

Confirm E-mail Address


Please answer the following about the account that you are trying to register in order to protect you against identity theft.

Last 4 Digits Of SSN Or Federal Tax ID (For Businesses):

Mailing ZIP Code:

Please select a Secret Hint Question to answer. We may ask you to answer this, if you forget your login credentials.

Security Question 1: Answer:

I'm not a robot 


I accept the [Terms and Conditions](#)

Step 4: If successful, you'll get a notification like this.

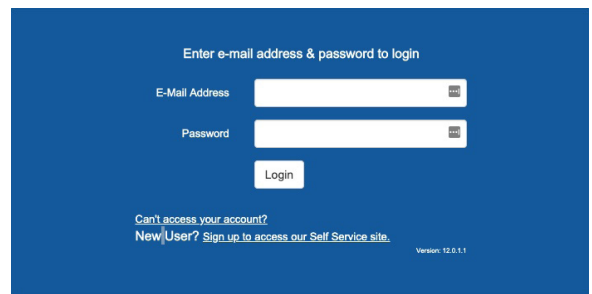
Congratulations!

Your registration is complete. You will receive an e-mail with a temporary password. Use it to login and change your password.

Step 5: Check your inbox for an email that will contain your temporary password you need to first login to your account.

Your temporary password is:  

Step 6: Back on the login page, enter email and temporary password and click login.



Step 7: The first time you login, you'll be asked to change your password.

Please change your password

E-Mail Address

New Password [Password Strength:](#) _____
4-character minimum; 10-character maximum

Confirm Password

Congratulations! You are now logged into SmartHub.